



Electrolux
PROFESSIONAL

PLUS - Static Preparation 2100 mm Sink Unit with 2 Bowls - Left Drain

ITEM # _____

MODEL # _____

NAME # _____

SIS # _____

AIA # _____



134071 (GLG2126SXE)

Sink Unit, with 2 bowls
(500x600x300mm) and left-
hand drainer, 2100mm

Short Form Specification

Item No. _____

Enhanced stability and solid construction thanks to the welded frame and legs. The 50mm high worktop in 304 AISI stainless steel, with Scotch Brite finishing 10/10 mm in thickness, has anti-drip edges, welded corners and overflow rim along the top. 2 welded and polish sink bowls in 304 AISI stainless steel supplied with overflow pipe and 2" drain hole. Upstand h=100mm with 10mm radius corner covered on the back with AISI 304 stainless steel spot welded profile. Square section legs and height adjustable feet (-20/+30 mm) in 304 AISI stainless steel.

Main Features

- Enhanced stability and solid construction. Stability, loading and stress tests by external certified body.
- Product range suitable for international tenders requirements for intense usage installations.

Construction

- Welded frame and legs.
- Worktop with 50mm high profile, is in stainless steel Scotch Brite finishing, 10/10 in thickness with anti-drip edges and welded corners and overflow rim along the top.
- Constructed entirely in 304 AISI stainless steel.
- Sink bowl is sound-deadened, in polish stainless steel overflow pipe and 2" drain hole.
- Drainers are sound-deadened with stainless steel reinforcement bars.
- Upstand back completely covered with Stainless Steel welded profile.
- Square section legs (40x40mm, 10/10 in thickness) and height-adjustable feet (-20/+30mm).
- Accessories:-set of castors as alternative to the feet, can be fitted as optional.

Optional Accessories

- Double plastic drain syphon 2 " for sinks PNC 850022 ☐
- Single plastic drain syphon 2 " for Sinks PNC 895313 ☐

APPROVAL: _____



Experience the Excellence
www.electroluxprofessional.com



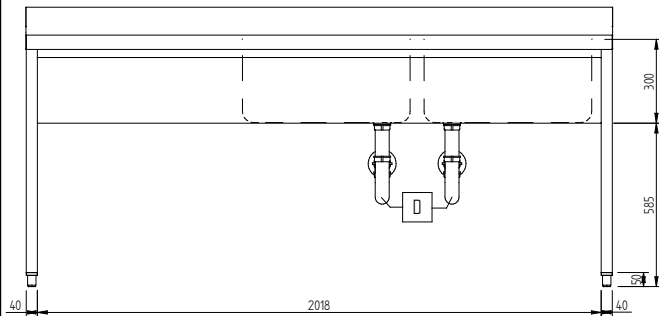
Electrolux
PROFESSIONAL

PLUS - Static Preparation 2100 mm Sink Unit with 2 Bowls - Left Drain

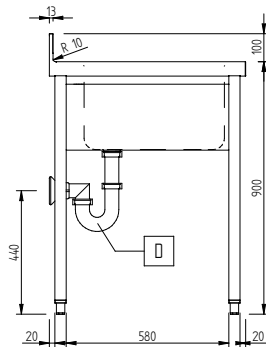
Key Information:

External dimensions, Width:	
134071 (GLG2126SXE)	2100 mm
External dimensions, Depth:	700 mm
External dimensions, Height:	1000 mm
Upstand Dimensions, Height:	100 mm
Upstand Dimensions, Depth:	13 mm
Upstand Dimensions, Radius:	R=10
Bowls number	2
Bowl dimensions	600x500xH300
Worktop thickness:	50 mm
Net weight:	52 kg

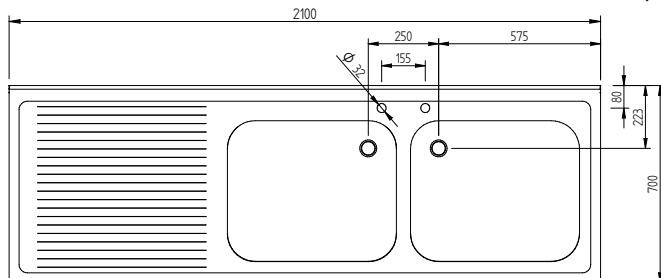
Front



Side



Top



PLUS - Static Preparation
2100 mm Sink Unit with 2 Bowls - Left Drain

The company reserves the right to make modifications to the products without prior notice. All information correct at time of printing.

2025.04.18